


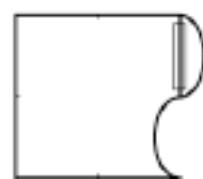
Cut and Rotate



Mark accurately the mid-point of each side of a card square.



Cut out a piece from half of one side and rotate it about the mid-point.

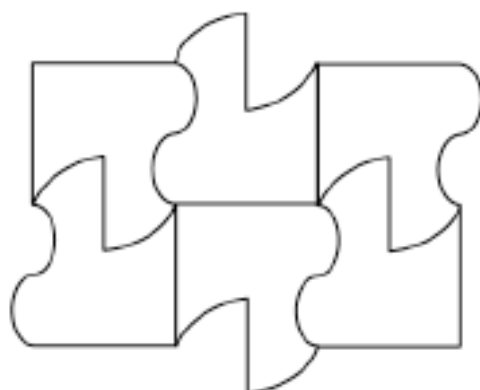


Tape this piece to the uncut half.

Do not reflect it!




Repeat the 'cut and rotate' process for another side.



Show that this shape will tessellate.



Repeat the 'cut and rotate' process for a third side. Show that this shape will tessellate.



Repeat the 'cut and rotate' process for the fourth side. Show that this shape will tessellate. Decorate if required.

